

RFGate 2.1.F

299769B

Radio transmission system, consisting of 1 transmitter RFGate 2.2.S.F and 1 receiver RFGate 2.1.R

General data

Channels	1
Input	programmable for safety edge (8k2) / NC / NO
Range	100 m at optimum conditions
Communication	Bidirectional
Frequency bands	868.95 MHz / 869.85 MHz
Radiated power	< 5 dbm / 3 mW



Transmitter

Mechanical data

Material (housing)	Polyamide light grey
Connection	4 Screw terminals

Electrical data

Supply voltage	2 Lithium batteries 3V (CR2032)
Battery life	typ. 2 years
Current consumption	transmitting: 17mA; idle state: 16µA
Input	programmable for safety edge (8k2) or contact NC or NO
Available codes	65'536
Dip-switch	factory setting: ON, OFF, see picture

Receiver

Mechanical data


Material (housing)	Polycarbonate smoke-coloured
Connection	7 Screw terminals

Electrical data

Supply voltage	12–24 VAC/DC –10% / +20%
Power consumption	0,5 W at 12 V / 1,2 W at 24 V
Transmitter memory	10 transmitters
Output	Relay 24 VDC, 1A; with parallel resistance 8,2 kOhm as option
Test input	to be provided by a galvanically isolated contact NC or NO (adjustable with DIP-switch)
Display	2 LEDs (status output; programming)
Dip-switch	4; factory setting: ON, OFF, OFF, OFF, see picture
Low battery indication	Acoustical and optical

Factory setting Dip-switches

Transmitter



Receiver



Ambient conditions

Protection category	IP55
Operating temperature	-20°C to +55°C
Storage temperature	-40°C to +80°C
Rel. air humidity	< 95%, non-condensing

Approvals

EN 300 220, EN 301 489
EN ISO 13849-1 (PL c, Cat.2, MTTF_d 28.8)

RFGate 2.1.F

299769B

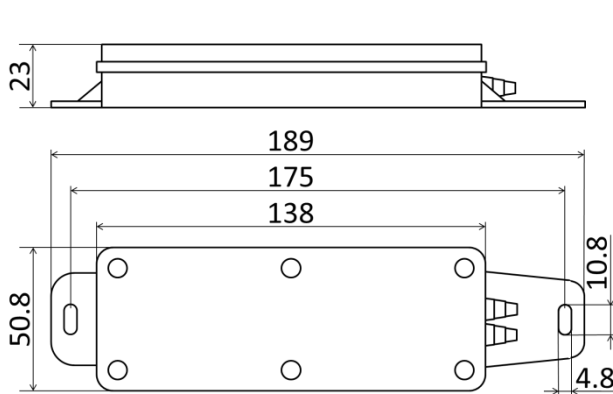
Scope of Delivery

One RFGate 2.1.F includes:

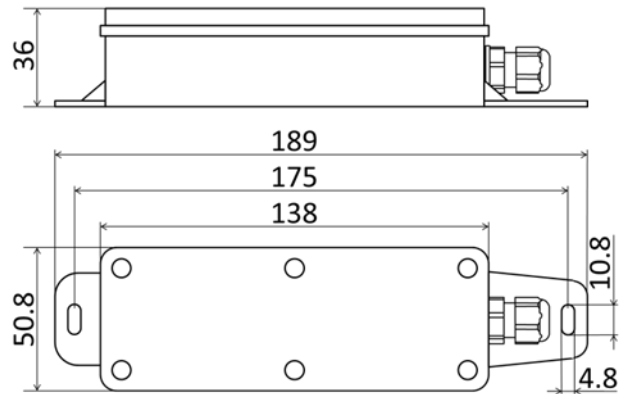
- 1 **340871** RFGate 2.2.S.F Transmitter, slim housing, 1 screw inserted
- 1 **250951** RFGate 2.1.R Receiver, housing with cable gland, 6 screws inserted
- 2 Batteries CR2032
- 1 Manual de (289939)
- 1 Manual en (290260)
- 1 Manual fr (290262)
- 1 Manual it (290263)
- 1 manual nl (290264)
- 1 Manual sv (290265)
- 1 Plastic bag with 5 screws to fix the cover and 4 screws for mounting

Packed in a cardboard box 195 x 100 x 56 mm

Dimensions:



Transmitter



Receiver