



Herkules 2E

Microwave motion detector
for industrial doors

Simple, proven, versatile

- **Quick and easy installation**
- **Two completely independent programmable outputs**
- **Quick reaction time is ideal for high-speed doors**
- **Differentiates between people & vehicles**

Herkules 2E

Microwave motion detector for industrial doors

Universally applicable

The Herkules 2E microwave motion detector has been specifically developed for use with industrial doors. It detects, differentiates between or masks out people or vehicles. Herkules 2E is a logical further refinement of our successful microwave detectors that are also used for automatic doors. Our long experience, combined with progressive planar technology, gives Herkules 2E a considerable range of functions and reliability.

User-friendly

Herkules 2E features two completely independent programmable outputs that give you complete flexibility for every application and the pulse on exit feature makes it even more versatile. Herkules 2E is extremely user-friendly and can be easily programmed.



Your benefits

Quick installation

- Quick and easy installation: bi-directional remote control and user-friendly settings

Two outputs

- Two completely independent programmable outputs for endless application scenarios

Easy installation and startup

- 6-wire cable and thicker wire gauge for easier installation
- 7 m long cable for maximum installation flexibility
- Mounting height range of 2 to 7 m covered by one sensor (no need for multiple sensors at different heights)

Intelligent control

- Differentiation between pedestrian and/or vehicle traffic
- Detects traffic moving toward and away from the door
- Cross-traffic optimisation prevents unwanted opening

Indoor and outdoor use

- Operating temperature range of -30°C to $+60^{\circ}\text{C}$ is ideal for cold storage applications


Door activation

- Ideal substitute for in-ground loops



Pulse on exit signals the door to close after vehicles leave: Protect vehicles & doors, save time, and keep unattended fire stations secure.

The industrial door must be secured with a safety edge / light barrier.



Extended accessories

The RegloBeam 2 bidirectional remote control allows the Herkules 2E to be configured quickly and completely from ground level, and every single parameter can be adapted to the particular situation. The RegloBeam 2 is also used with many of our other detectors.



RegloBeam 2 remote control



Reliable in every application

Situation


Activation of sectional gates

Solution

- Optimum traffic flow thanks to reliable activation of the industrial door controller

Advantages

- Direction recognition means the industrial door only remains open for as long as necessary
- Crossing traffic masking to prevent unintentional opening of the industrial door



Situation

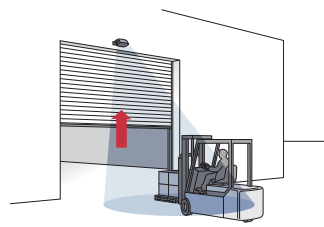
Use on roller gate or high-speed door in logistics areas

Solution

- Early-stage opening simply by selecting one of five possible field sizes (see back page) and rapid detection of people/vehicles

Advantages

- Optimum goods flow thanks to early-stage detection and immediate opening
- Even low and wide industrial doors profit from the flexible settings for ideal activation



Situation

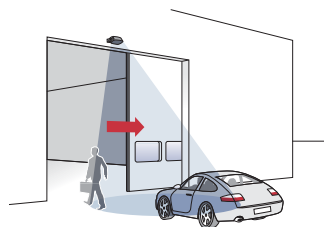
Activation of sliding gates for people and vehicles

Solution

- Detection of people/vehicles with separate outputs for intelligent activation

Advantages

- With people detection the industrial door will only open part way.



Situation

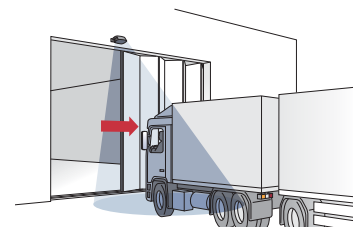
Delivery at folding door with truck

Solution

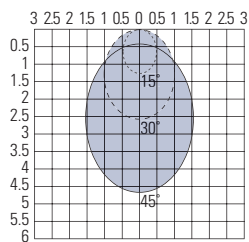
- Also ideal for use on wide and tall industrial doors

Advantages

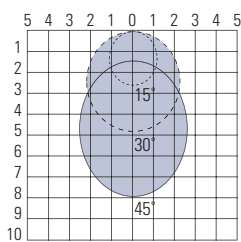
- Reliable detection due to flexible adjustments to the microwave field
- No need for the driver to get out
- Optimum traffic flow thanks to early-stage detection and immediate opening



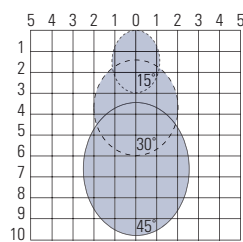
Maximum field dimensions



2.5 m mounting height
Setting angle 15°–45°



4.5 m mounting height
Setting angle 15°–45°



7 m mounting height
Setting angle 15°–45°

Order details

Article no.	Description
350849	Herkules 2E Microwave motion detector for industrial doors



Accessories	
357649	Herkules 2E Holder complete



292393	RegloBeam 2 Bidirectional remote control
---------------	--



Supplementary products

ClickLine	Electrical safety edge Rubber profiles with click-fit foot
------------------	---



CoverLine	Electrical safety edge Rubber profiles for clicking in at the side
------------------	---



Technical data

Mechanical data	
Mounting height	2.0 to 7.0 m
Connection type	cable 10 m, 6 x AWG 26 (0.14 mm ²)
Housing material	black anodised aluminium, polycarbonate cover
Dimensions	134 x 82 x 75 mm
Weight	820 g incl. cable

Technology data	
Technology	Doppler radar with planar module
Transmitting frequency	24.05–24.25 GHz
Transmitting power	< 20 dBm
Max. detection speed	25 km/h for vehicles

Electrical data	
Operating voltage	10–28 V AC, 12–36 V DC
Operating current	Max. 75 mA
Outputs	Relay
Switching voltage	Max. 48 V AC/DC
Switching current	Max. 0.5 A AC

Ambient conditions	
Protection class (EN 60529)	IP65
Temperature range	–30 °C to +60 °C
Air humidity	0% to 95% relative, without condensation

Standards	
Approvals	CE 0682 ! / FCC / IC
Suitable for the following countries	EU, EFTA, US, CA

Note
Technical details and recommendations on our products are based upon experience and represent guidelines for the user. Details in brochures and specification sheets do not guarantee any special product features, apart from those which we confirm in individual cases. We reserve the right to make changes as the result of technical developments.

BBC Bircher Smart Access

Wiesengasse 20
8222 Beringen
Switzerland
Phone +41 52 687 11 11
info@bircher.com
www.bircher.com